



TIPS FOR YOUR TRAILBLAZER FELLOWSHIP APPLICATION

Welcome!

We are excited that you are here and considering applying for the Ann Bancroft Foundation Trailblazer Fellowship!



What is the ABF Trailblazer Fellowship?

The ABF Trailblazer Fellowship is designed for previous grantee's who are currently in grades 9-12 to re-apply for a second grant. In addition to a second grant up to \$2,500, recipients will participate in a year-long cohort experience. A **cohort** is a small group of individuals who come together regularly to learn and grow together under the guidance of an experienced facilitator. This is an interactive experience focused on mentorship and professional development.

As part of receiving the grant, full and engaged participation is expected of each applicant.

Before starting your application, you will need...

- To have already received a grant from the Ann Bancroft Foundation AND be in grades 9-12 currently.
- A dream/vision that you have for an activity, project, or goal you are striving toward.
- A mentor who will support your dream and assist with your application.
 - A mentor can be a family friend, neighbor, a teacher, or other trusted adult
 - A mentor cannot be an immediate relative (a parent, sibling, aunt/uncle, grandparent, etc.) OR someone who works for the activity provider (such as a coach or instructor)
- An activity provider
 - This is the person who has organized the activity (a sports team, your school)
 - Think of this as the person you pay to participate in the activity

Example

- Julia loves to write, cook, and volunteer. Julia is in high school and dreams of going to college, then writing her own cookbook one day.
- Julia wants to apply for a grant to buy a camera and take photography classes for her book, then publish her own book.
- Julia asks her neighbor, who has taught Julia some recipes, to be her mentor in the application process.



When filling out your application...

- Make sure to fill out each of the prompt questions as best as you can
 - Remember, your audience does not know who you are. Make sure to include details so your audience can follow what you are telling them.
- Check your spelling and grammar – Grammarly is a helpful tool
- Check for complete sentences to ensure you finish your thoughts when responding to the questions
- Make your responses your own – we want to hear **from the grant applicant** about their experiences and dreams
 - Tip: Including details about yourself is how the readers get to know you as a person
- Keep the font and type-size consistent in your application
- Each question has a word-count, follow that guideline when filling out your application
- Be specific in what your activity is and why you want to be part of the fellowship experience

Example Question

Q: If you could share a meal with any individual, living or dead, who would it be and why? What would you ask them?

If I could share a meal with anyone, I would choose to have lunch with my late grandmother. My grandmother died 20 years before I was born from a sudden heart attack on her way home from a trip in Europe. All my life, I've been told I look exactly like her. I want the chance to meet her in-person, hear her stories about how she constantly challenged the status quo (she rode a motorcycle in the 1960s and 1970s). I would ask about her early life, her travel adventures, and her favorite memories. I would also ask her what she would want to see for her grandchildren.

Final tips!


- Read each question thoroughly. Make sure you answer all parts of the question in your response. Use the prompts to know what information to include in your answers.
- Consider including extra materials in your application. While not required, pictures or videos of you doing your activity, a writing sample, or anything else that helps speak to the applicant as an individual can make your application stand out and more fun to read!
- Take your time and don't rush through the application
- Make sure your mentor is fully on board before the application deadline so they can complete their part. Their responses matter!
- Most importantly, be yourself!

HOW TO FILL OUT THE ANN BANCROFT FOUNDATION TRAILBLAZER FELLOWSHIP APPLICATION



How to Find the Application

- Go to our website at <https://www.annbancroftfoundation.org>
- Then hover over the tab labeled “Programs” and select “Trailblazer Fellowship”



Step 1: Registering an Account

- Make an account with WizeHive to log in and start the application
- Note: If you are able to, please use a personal email address instead of a school email address. Sometimes we are unable to contact applicants based on privacy settings with the school. Email is our primary form of communication, so we must have a valid email address you check regularly.


The screenshot shows the Ann Bancroft Foundation website interface. At the top left is the logo and name 'Ann Bancroft FOUNDATION'. To the right is a 'Log In' link with a globe icon. Below the header is a navigation menu with 'Back to Main Menu', 'Program Info' (highlighted in blue), and 'Intake'. The main content area is titled 'Trailblazer Fellowship Program Info'. A green 'Apply' button is circled in red. Below the title is a large image of the Ann Bancroft Foundation logo.

Step 1: Registering an Account

- Create your account using an email address you have access to.
- Add the required information then click “Create Account”
- Wait for the confirmation code from WizeHive

I'm a new user I already have an account



Create an account for Ann Bancroft Foundation

 Signup with Google

OR

First name Last name

Email

Password  Confirm 

Use 6 or more characters, including at least one upper case character and one lower case character and one digit.

Create Account

Step 2 – Create your Profile/Eligibility Quiz

- This is the dashboard to start a grant application
- Create your profile first by clicking “Get Started”
- Complete the Eligibility check to start your application

The screenshot displays the Ann Bancroft Foundation application interface. At the top left, the logo and name 'Ann Bancroft FOUNDATION' are visible. A navigation menu on the left includes 'Back to Main Menu', 'Program Info', 'Intake', and 'Trailblazer Application - Phase 1'. The main content area is split into two panels. The left panel, titled 'Create Your Profile', features an illustration of a person and a 'Get Started' button, with text explaining that creating a profile allows application for eligible opportunities. The right panel, titled 'Trailblazer Application - Phase 1', shows a list of application sections: 'Parent or Guardian Information', 'Narrative Questions', 'Applicant and Parent/Guardian Signature', and 'Upload Additional Documents Optional'. Each section has a 'View' button. A blue banner at the top of the right panel contains the text 'You are currently previewing this program. To apply, please first complete the Eligibility Check [here](#)', where the link is circled in red. The top right corner includes a user profile icon 'LS' and a globe icon.

Step 3

- Until you complete the Eligibility Quiz, you can only view the application questions
- Questions can be viewed for phases one and two on the left side of the portal
- Click “Start” to begin a section or “Edit” to resume the section

Trailblazer Fellowship (Lauren Skar)

Trailblazer Application - Phase 1

[Review](#) [Submit](#)

[Download](#) ✓ Draft Saved (Last edited on 10/8/2024 at 11:41 AM CST)

Parent or Guardian Information [Edit](#)

Narrative Questions [Edit](#)

Applicant and Parent/Guardian Signature [Start](#)

Upload Additional Documents
Optional [Start](#)

Step 4

- Now you will start filling out your application!
- Make sure to “Save Draft and Exit Section” before you finish.
- Click “Next” to move to the next section
- Once all tasks are filled out, you will be able to “Submit” your application on the upper right-side
- Your application must be fully submitted by the deadline. There are no extensions

Trailblazer Fellowship (Lauren Skar)

Trailblazer Application - Phase 1



You have unsaved changes.

What advice would you give a younger version of yourself?*

This field is required.

Back

Save Draft & Exit Section

Next

Step 5

- Review your application and submit!
- Review all your answers; check for spelling and grammar errors, and overall completeness.
- Ask your mentor, friends, parents, or a trusted adult for feedback on your application, if you'd like
- When when completed & reviewed, submit your application!

Trailblazer Fellowship (Lauren Skar)

Trailblazer Application - Phase 1



✔ Draft Saved (Last edited on 10/8/2024 at 11:47 AM CST)

Review

Submit

Parent or Guardian Information

Edit

Narrative Questions

Edit

Submit Trailblazer Application - Phase 1?



Once submitted, your form will be read-only.

Keep Working

Submit

Thank you for viewing!

Follow us on social media

Instagram: @abfdreamers

Facebook/LinkedIn: Ann Bancroft Foundation

Questions?

Email grants@annbancroftfoundation.org or call
612-361-8195

We are here to help with the application process, so please reach out if you have any questions or concerns.